



Marion Forsman-Boushie Early Learning Center

2023-2024

Annual Head Start Report





Our Mission

We believe that **each child** is unique, with different abilities, special talents and individual needs. *Our purpose* at the Marion Forsman-Boushie Early Learning Center is to offer an environment where the “whole child” can grow emotionally, socially, physically, intellectually and culturally.

Our vision is to promote a stimulating, safe, and healthy environment encouraging learning through creative play. Our caring staff values and recognizes the vital partnership shared with our families. Parent and community participation reflects the cultural strengths, diversity, and support for a successful program.

Our Philosophy

The Marion Forsman-Boushie Early Learning Center is deeply rooted in respect for the Suquamish Tribal culture and its continuation in the lives of the youngest generations through daily interaction with traditional language, stories and experiences. We are committed to being responsive to families and supporting them as their child's first and most important teacher. We encourage an understanding of the importance of literacy-rich early learning environments, the importance of play, and an emphasis on developmentally appropriate daily program for children aged six weeks to five years old to help prepare all learners for kindergarten and life.

Our Objective

To serve the children and families of the Suquamish Nation with a joyful heart! Within our Early Learning Center, our children are safe and happy while growing up healthy and strong with parents as partners in learning. To ensure this, we provide a wide range of experiences that promote social, cultural, emotional, intellectual, and physical development.

OUR PURPOSE





1 Site
7 Classrooms



Monday-Friday
9am to 4pm



44,124
Meals Served
(Aug 28 - July 25)

77

Children
Served

60

Families
Served

1

Community Volunteers

4

HS Staff

10

EHS Staff

PROGRAM OVERVIEW



36 Head Start Slots
37 Children Served.



40 Early Head Start Slots
40 Children Served.

Table of Contents

1.

Accountability & Review

- Disabilities Services
- Education
- Health
- Nutrition
- Mental Health
- Transportation

3.

Child Health Data

- PIR Indicators
- Height & Weight Screenings/Referrals
- Hearing, Vision, and Dental Referrals/Treatments

5.

Parent, Family, and Community Engagement

- Daily, Monthly, Quarterly, and Annual events
- Examples of Community Engagement

7.

Program Contact Info

- Program Service Dates
- Grant Number
- Location
- Contact Information
- Management Staff Roster

2.

Finances

- Public & Private Funds Received
- Head Start Budget Breakdown
- Total Program Expenses
- Results of FY2023 Financial Audit

4.

Enrollment Data

- Child Race & Ethnicity
- Average Monthly Classroom Attendance
- Ages of Children Served
- Enrollment Eligibility

6.

School Readiness & Child Outcomes

- Curriculum
- Individualization
- Transitions
- School Readiness Goals
- PBIS
- Child Outcomes Data

Each Head Start agency shall make available to the public a report published at least once in each fiscal year that discloses the following information from the most recently concluded fiscal year, except that reporting such information shall not reveal personally identifiable information about an individual child or parent:

(A) The total amount of public and private funds received and the amount from each source, (B) An explanation of budgetary expenditures and proposed budget for the fiscal year, (C) The total number of children and families served, the average monthly enrollment (as a percentage of funded enrollment), and the percentage of eligible children served, (D) The results of the most recent review by the Secretary and the financial audit, (E) The percentage of enrolled children that received medical and dental exams, (F) Information about parent involvement activities, (G) The agency's efforts to prepare children for kindergarten, (H) Any other information required by the Secretary.



Disabilities Services

- Children with IEP/IFSP's receive all applicable program services and are engaged to fully participate in all program activities.
- Our program supports/guides parents during IEP/IFSP meetings, reviews, referrals, and services.
- **1 IFSP/10 IEP**

Education

- Classrooms are neat, clean, organized, and welcoming and for all children.
- Teachers use planning time to create lesson plans and activities for the classroom.
- Teachers promote the Suquamish culture in their Classroom settings.
- **21 Head Start Graduates in July 2024**

Health

- First Aid kits are available in each classroom and are current and well-stocked.
- Emergency drills are practiced monthly.
- Teachers are alert to children's health needs and respond to signs and symptoms of illness.

Nutrition

- Our program partners with our local WIC Certifier/Nutritionist to review monthly menus.
- **22** families received **WIC** services.
- **9** families received **SNAP** services.
- **5** families received **TANF** services

Mental Health

- We are currently working on obtaining an MOU with Suquamish Wellness for a Mental Health Consultation.
- We use Positive Behavior Intervention Support Model to support all children.
- Children with challenging behavior are monitored and referred for additional support.
- Parents are engaged in the behavior plans and support needed for their child to be successful.

Transportation/ Facilities

- Families who needed financial assistance via gas vouchers, were eligible to request emergency assistance throughout the year.
- **11** families received gas vouchers to assist parents/guardians in transportation to/from the ELC.



ACCOUNTABILITY & REVIEW



FINANCES

Breakdown of Federal Head Start Dollars:

Program Operations	\$1,144,239.75
Training/Technical Assistance (T/TA)	\$56,493.41
Suquamish Hard Dollars Match/Non-Federal Share	\$348,665.37
Total	\$1,549,398.53

Total Public & Private Funds Received 2023-2024 School Year*

Suquamish Tribal Hard Dollars	\$1,311,446.11
Head Start Federal Dollars	\$1,200,733.16
Head Start Suquamish Match	\$348,665.37
Child Care Development Fund	\$802,055.17
Early Childhood Education Assistance Program (ECEAP)	\$1,311,446.11
Maternal Infant Health Home Visiting (WA DCYF)	\$83,292.50
Total	\$5,057,638.42

Financial Audit

- The results of the most recent financial audit for calendar year ending December 31, 2023, found the Suquamish Tribe to be in compliance regarding Head Start Funding.

Total MFBELC Expenses for January 1, 2024 to December 31, 2024

Salaries	\$853,888.07
Benefits	\$271,247.57
Program Supplies	\$136,592.01
Capital Expenditure (including <\$5,000)	\$2,798.48
Building Maintenance & Equipment Maintenance	\$93,699.03
Other Expenditures	\$5,010.43
Travel & Training	\$56,493.41
Equipment-lease and non-capital	\$2,010.20
Indirect Cost	\$127,659.33

Total: 1,634,786.30



Children learn and develop best when they are healthy. Our program helps parents and families identify and maintain medical and dental homes, receive age-appropriate preventative services, and apply for benefits they qualify to receive.

71 Height & Weight Screenings Completed this school year.

7 Identified Nutrition concerns & referred to Nutrition Consultant.

Child Health Status

PIR Performance Indicator	Head Start End of the Program Year	Early Head Start End of the Program Year
Children with Health Insurance	34/36	39/40
Children with a Medical Home	34/36	39/40
Children who are up-to-date on a schedule of age-appropriate preventative and primary health care for well child care	34/36	39/40
Children with up-to-date immunizations, all possible immunizations to date, or exempt	35/36	38/40
Children with continues, accessible dental care provided by a dentist	31/36	36/40

Vision, Hearing, and Dental Referrals and Treatments

	Head Start	Early Head Start
Vision Referrals	0 referrals / 0 received treatment	0 referrals / 0 received treatment
Hearing Referrals	4 referral / 2 received treatment	0 referrals / 0 received treatment
Dental Treatment	4 referrals / 1 received treatment	1 referral / 0 received treatment

CHILD HEALTH DATA



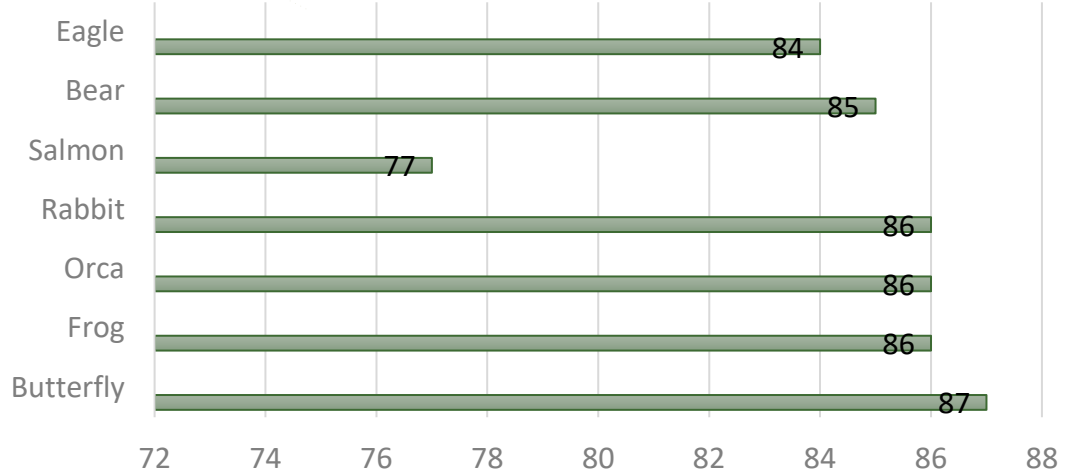


Child Race & Ethnicity



ENROLLMENT DATA

Average Monthly Classroom Attendance



Ages of Children Served



19 Single-Parent Families Served.



70 Two-Parent Families Served.

Enrollment Eligibility





Parent & Family Engagement (Daily, Monthly, Quarterly, and Annually)

Daily Pick-up & Drop-off engagement	Policy Council Meetings (hybrid)	Parent/teacher conferences & Home visits	Parent Orientation
Monthly Family Engagement events	Emergency Support Vouchers	School sponsored picture day	Cultural integration into all events
	Family Fun Day at Point Defiance Zoo & Aquarium	Graduation Celebration at the House of Awakened Culture	



Examples of Community Engagement Opportunities

PARENT, FAMILY, AND COMMUNITY ENGAGEMENT

AUGUST 28, 2023
8-10AM
FIRST DAY JITTERS
Donuts & Coffee

After drop off, please come and enjoy a donut & coffee in the multipurpose room.

*Not intended for ELC children

Marion Forsman-Boushie Early Learning Center

Fall Family Feast

NOVEMBER 16, 2023
5-6:30pm

House of Awakened Culture
7235 NE Pkwy, Suquamish, WA 98392

ELC FAMILIES ARE INVITED TO JOIN US FOR A DINNER OF TRADITIONAL FOODS, FAMILY PHOTOS & BINGO.

Contact:
Felicia G. 360-394-8585
Lenora B. 360-394-7195

MARION FORSMAN-BOUSHIE ELC

DRUM MAKING & PAINTING NIGHT

TUESDAY, JUNE 18 2024
5 - 6:30PM

DINNER WILL BE PROVIDED!

All ELC families are invited! Please sign up with your child's teacher.

If your child already has a drum, we will have stencils and painting supplies available.

LAST DRUM MAKING NIGHT OF THE YEAR!

Grad families, we will have headband weaving & necklace supplies.

-SUQUAMISH EDUCATION BUILDING-
15838 SANDY HOOK RD NE
POULSBORO, WA 98370

Marion Forsman-Boushie Early Learning Center to

Point Defiance Zoo
- JULY 19TH -

LEAVING ELC AT 9:00AM

Sack lunches will be provided.

Family day at the Zoo!
Please join us to celebrate the end of the year. The elc is providing tickets for all ELC families!

ELC will be closed, all staff will be attending the field trip.
Families in need of transportation please contact **Family Services**.

Contact:
Felicia G. -fgonzales@suquamish.nes.wa.gov
Lenora B. -lbogley@suquamish.nes.wa.gov

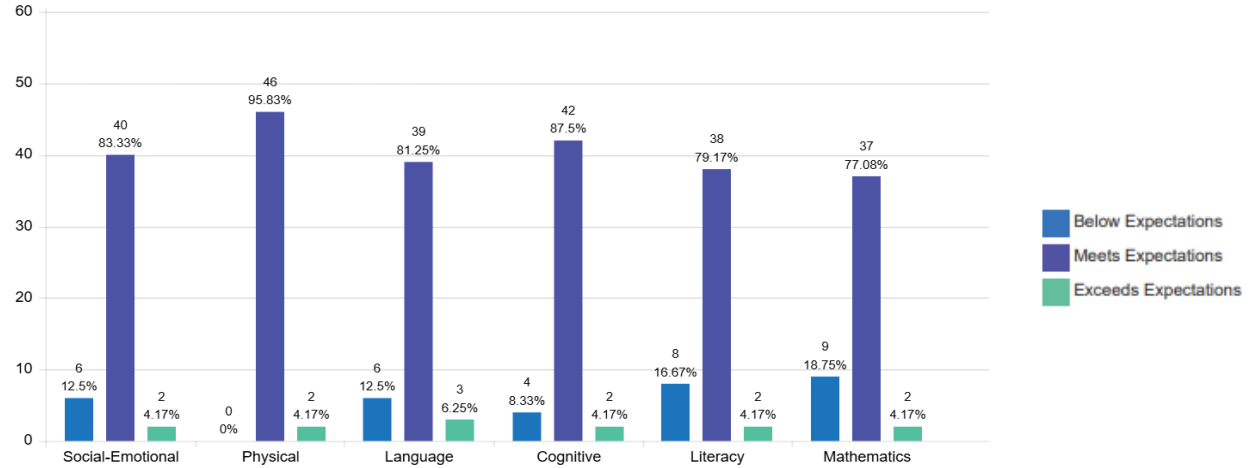


The MFBELC uses Teaching Strategies GOLD (TSG) as the assessment tool for Head Start and Early Head Start to track child development and school readiness. The TSG data below represents the number of children program-wide (HS & EHS) below, meeting or exceeding the age-appropriate skills from Fall 2023 to Spring 2024.

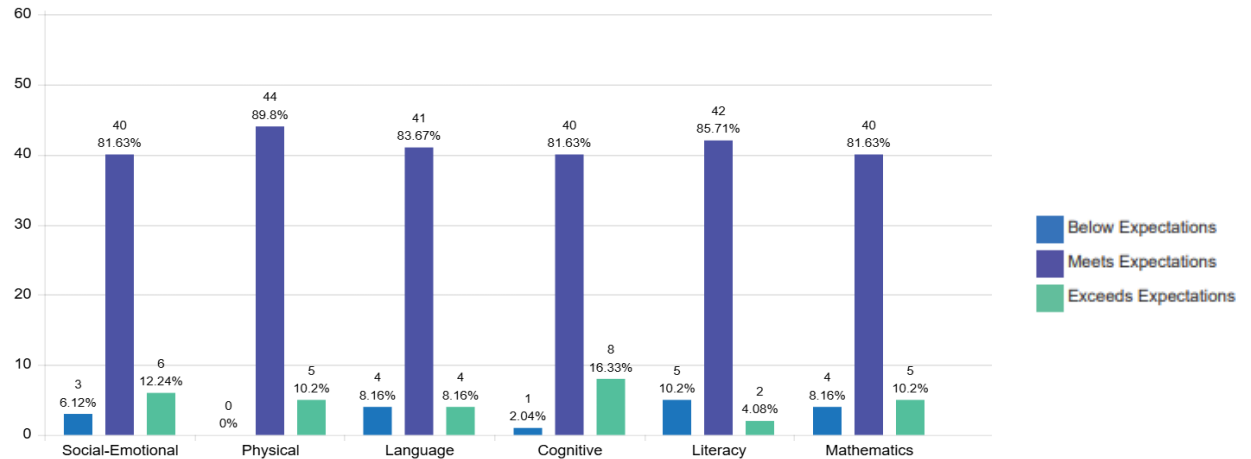
Washington Department of Children, Youth, and Families- Squamish Tribe



Fall 2023/2024 - Widely Held Expectations



Spring 2023/2024 - Widely Held Expectations



CHILD OUTCOME DATA

Program Contact Info



Enrollment Year: Start Date: 08/28/2023 & End Date: 07/25/2024

Grant Number: 90C19914

ELC Director: Cynthia Savini

Office Phone: (360) 394-7103

Email: csavini@suquamish.nsn.us

Physical Address: 5283 Totten Road, Poulsbo, WA, 98370

Mailing Address: PO Box 498, Suquamish, WA, 98392

Front Desk Phone: (360) 394-8578

Fax: (360) 598-4417

Management Staff

Staff	Title
Cynthia Savini	ELC Director
James Abler	EHS Education & Disabilities Manager
Carolynn Perkins	HS/ECEAP Education & Disabilities Manager
Alexandra Harkins	Childcare Coordinator
Felicia Gonzales	Family Services and Parent Activities Coordinator
Lenora Bagley	Family Services and Parent Activities Coordinator
Vacant	Cultural Specialist
Michael Skeman	Food Service Specialist
Renee Hommel	Health Services Coordinator
Vacant	Bus Driver
Sierra Sorensen	Admin Receptionist